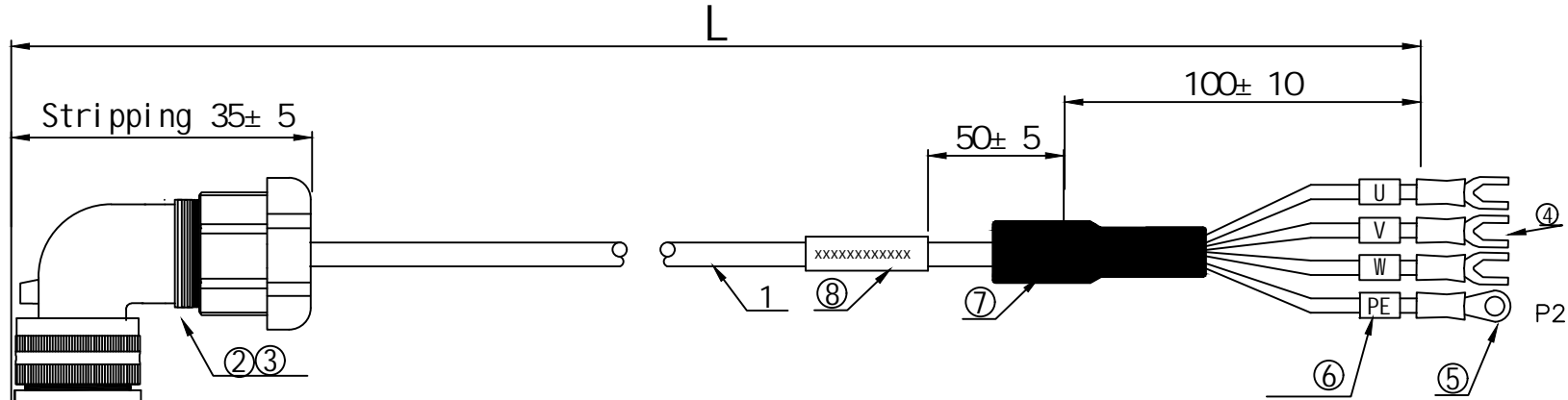
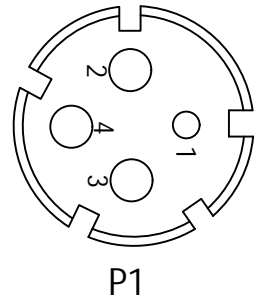


No.	Date	Rev.	Description
1	2022.02.25	A	

Right view



I. Wiring Table

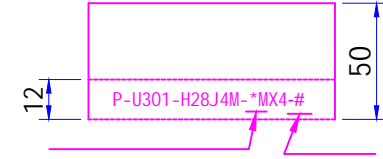
P1	Color	P2
2	Brown	U
4	Black	V
3	Gray	W
1	Yellow/Green	P/E

II. Test Conditions:

- 100% Open & Short Circuit Test
- Withstand Voltage Test: DC 300V
- Continuity Impedance: <5
- Insulation Resistance: 300 M

III. Assembly Requirements:

- P2 terminal crimp free of deformation, crack or stray wires.
- Fit heat shrink tube before P1 assembly; wire shall not slip after locking.
- Thread serrated marker tube by wire color before crimping; no missing/wrong threading.



Length:  
\*M = Meters  
Examples:  
3M=3m, 5M=5m, 10M=10m

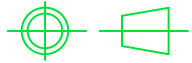
- Standard flex, 2M cycles
- High flex, 5M cycles
- Ultra flex, 10M cycles

IV. Packaging:

- Coil dimension: 120±20 mm, then secure with black cable ties;
- Place the coiled cable into a PE zipper bag.

8	Label: 50×12×35, t0.03, white opaque PET sticker	1	PCS
7	Heat shrink tube, ID12.0, heavy-wall 600V, black	1	PCS
6	Marker tube, ID4.0, PVC serrated	4	PCS
5	Terminal: RV1.25-4S 0-terminal, red insulator	1	PCS
4	Terminal: SV1.25-4S U-terminal, red insulator	3	PCS
3	Heat shrink tube, ID6.0, heavy-wall 600V, black	4	PCS
2	Military connector: YD28K4TS 4P	1	PCS
1	Cable 4×1.5mm <sup>2</sup> , OD9.6, ultra-flex 10M cycles, orange	*	M
	Cable 4×1.5mm <sup>2</sup> , OD9.6, high-flex 5M cycles, orange	*	M
	Cable 4×1.5mm <sup>2</sup> , OD9.6, standard-flex 2M cycles, black	*	M

0 L 1000mm	± 20	3000 L 5000mm	± 60	10000 L 15000mm	± 200
1000 L 3000mm	± 40	5000 L 10000mm	± 100	15000 L 20000mm	± 300



Date	2022.02.25	Unit	mm	A	1/1
------	------------	------	----	---	-----

Model	P-U301-H28J4M-*MX4-#				
-------	----------------------	--	--	--	--

Spec: High-power power cable, YD28K4TSL 4P to U terminal, 4C×1.50mm<sup>2</sup>

NO.	PART NO.	DESCRIPTION	Q'TY	UNIT
1				
2				
3				
4				
5				
6				
7				
8				